



### SCHOOL PROFILE 2014-2015

CEEB Code 053878  
Accredited by the Western  
Association of Schools and Colleges

890 Broadway St.  
Redwood City, CA 94063  
650-556-1110  
www.summitps.org

**Penelope Pak McMillen**  
Executive Director  
ppak@summitps.org

**Wren Larson Maletsky**  
Assistant Director  
and Senior College Mentor  
wmaletsky@summitps.org

### SENIOR COLLEGE MENTORS

**Jose Alcalá**  
jalcala@summitps.org

**Liz Beans**  
lbeans@summitps.org

**Kari Brown**  
kbrown@summitps.org

**Jessica Rice**  
jrice@summitps.org

Summit Prep is one of nine Summit schools, which all share the same core mission and values. The Summit model was born out of the aspirations, dreams and vision of local parents, teachers, and community members. These families committed themselves to creating exemplary schools that prepare a diverse population for success in four-year colleges, and to be thoughtful, contributing members of society.

### THE SCHOOL

Summit Preparatory Charter High School is proud to introduce the school's 9th graduating class. This diverse group of 83 seniors has been key in guiding and ensuring the ongoing success of this school. Summit Prep continues to be one of California's top performing high schools, as measured by the past year's API. Our flagship school, Summit Prep, was awarded a Gold medal by US News & World Report and is ranked as the 103 best high school in the nation. It is also ranked among the top 20 best high schools in CA. Summit Prep was one of 5 schools and the only high school featured in the documentary "Waiting for Superman" about the state of education in the United States.

Emblematic of the Silicon Valley from which they come, the students of the class of 2015 have diverse backgrounds, entrepreneurial spirits, and are intellectually and emotionally flexible. They have combined this spirit of innovation and adventure with an outstanding, solid foundation in all core subjects. In every way, these students embody the six core characteristics of the school: compassion, respect, curiosity, responsibility, courage and integrity. The Summit Graduating class of 2015 is an amazing group of young adults ready to enhance colleges and universities across the country with their unique personalities.

### FACULTY

Summit Prep's commitment to attracting and retaining the highest quality teachers is founded on research that indicates a direct correlation between teacher knowledge and student success. Summit Prep employs 21 full-time teachers, 81% of whom have masters degrees. The student to teacher ratio in the senior class is 21:1. Summit Prep students also learn from 19 "Expeditions" faculty who teach elective courses across all the Summit Public Schools.

### EXPEDITIONS

Expeditions is a unique experience built into the school year at Summit Prep. For 8 weeks of the academic year, all students take a break from their core courses and immerse themselves in electives built around a variety of subject areas meant to be engaging, relevant, and life-changing. For example, students engage in visual and performing arts courses, advanced courses in psychology or sociology, internships at Silicon Valley startups or service organizations, or independent studies into topics of interest. Students complete the equivalent of a sixth year-long course through Expeditions.

### STUDENT ACTIVITIES

Student activities are expanding every year at Summit Prep. Sports teams participate in an athletic conference and are led by adult coaches. Our sports include volleyball, cross-country, basketball, soccer, and baseball. All other activities are student initiated and run and include ultimate frisbee club, STEM club, peer tutoring and volunteer organizations like Young Dreamers Network. As the school grows and matures, additional sports teams, clubs, and extracurricular opportunities are added. Our Student Senate is open-participation and students hone their leadership skills by planning fundraising events, school dances, and other school-wide activities. As a result, a wide variety of activities that represent the diverse passions and interests of our students has emerged.

### CHARACTER EDUCATION

Summit Prep helps students develop the full range of capabilities - intellectual, emotional and social - for success in their life's pursuits. Throughout high school, students work one-on-one with mentors and in groups with their peers to develop in the six core characteristics: Courage, Compassion, Curiosity, Integrity, Respect, and Responsibility.

### ACADEMIC CURRICULUM AND ASSESSMENTS

Summit Prep uses a cohort model with all students in each grade enrolled in the same rigorous course sequence that prepares students for the AP level curriculum below in the junior and senior year. Additional AP Courses are offered in Spanish Language and Studio Art. The course assessments used at Summit Public Schools measure each student's individual achievement against Common Core, Next Generation Science or Advanced Placement standards, not other students. The assessments, a combination of project-based work and traditional assessments, are designed so that students show mastery of content knowledge and cognitive skills such as argumentative writing, critical reading, or analysis. Students advance through the curriculum based on the level of competency they've shown, and they only complete a course once they demonstrate competency in the course's skills and content knowledge.

Subject	9th Grade	10th Grade	11th Grade	12th Grade
English	English 9 - Literature and Personal Development	English 10 - Literature, Individuals, and Society	AP English Language and Composition	AP English Literature
Social Science	World Studies 1	World Studies 2	AP United States History	AP Government
Math	Geometry	Algebra 2	Pre-Calculus	AP Statistics or AP Calculus
Science	Physics	Biology	Chemistry	AP Environmental Science
Language	Spanish - Appropriate Level	Spanish - Appropriate Level	Spanish - Appropriate Level	Spanish - Appropriate Level
Expeditions (electives)	Elective - Visual Performing Arts	Elective - Visual Performing Arts	Elective	Elective

### STUDENT DEMOGRAPHICS

Summit Prep serves a diverse student population that is representative of the community in which it serves.

388 Students

51% Male

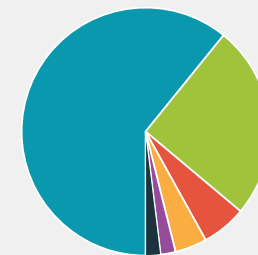
49% Female

9 Represented Cities

48% First in family to attend College

43% Economically Disadvantaged

11% English Language Learners



60% Hispanic

25% White

6% Asian

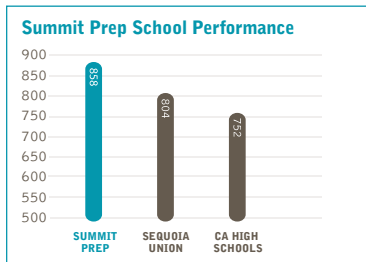
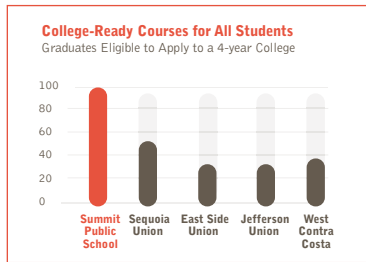
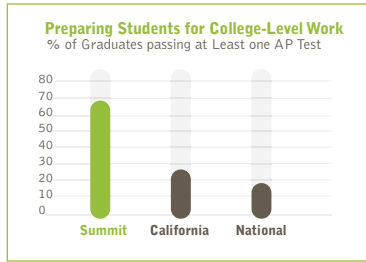
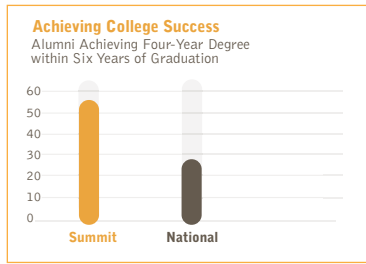
4% Two or more races

2% African American

2% Other

## SUMMIT PUBLIC SCHOOLS

Every Summit graduate is eligible to apply to a four-year college. Organization-wide, 96% of our graduates are accepted to at least one four-year college or university.



## ACADEMIC PERFORMANCE INDEX (API)

The API is an annual statewide ranking of each public high school in California based on students' achievement on the California Standards Test. Summit Prep's most recently available (2013) API score of 845 is well above the state average of 757. The API also compares each high school to a set of 100 schools with similar student demographics. Summit Prep ranks 9 out of 10 on the similar schools index.

## AP EXAMS TAKEN

In the 2013-2014 school year, 385 AP exams were taken in the following subjects. In the graduating class of 2014, 75.3% of seniors scored a 3 or higher on at least 1 AP Exam.

English Language	82
Environmental Science	64
English Literature	59
Calculus AB	32
U.S. Government & Politics	32
Spanish Language	29
U.S. History	25
Statistics	21
Spanish Literature	9
Chemistry	3
Psychology	3
Art History	3
Computer Science	1
Biology	1
Physics B	1

## ADMISSIONS AND ENROLLMENT

As a public charter school in California, Summit Prep is required by law to admit any applicant to the school. There are no entrance requirements for the school; however, a school administrator conducts informational sessions, tours, shadowing and outreach to middle schools, ensuring that applicants embrace the school's mission and indeed have college preparation as a primary goal. Currently, Summit Prep receives approximately 3.8 applications for every space in the 9th grade class. Students are selected in a random public drawing.

## GRADING

All University of California (UC) approved courses are included in the cumulative grade-point average. Honors and AP courses receive an additional weight value on a four-point scale. Currently, the highest GPA is 4.33. The grade distributions validate Summit Prep's commitment to maintaining rigorous academic standards and avoiding grade inflation. Up until the 2013-2014 school year, our school has operated under the semester grading system. We now operate under a year-long grading system to provide students with time and space for more authentic, extended projects throughout the year.

## CLASS RANK

Summit Prep does not rank students. Our community oriented and collaborative culture is incompatible with ranking individual students. Given that we are a school of choice focused on college preparation, our students pursue a more rigorous curriculum than many of their peers. The distribution of cumulative GPAs and individual course performance among the current senior class is given in the accompanying graphs.

## MEAN ACT SCORES CLASS OF 2014

English	20
Mathematics	21
Reading	21
Science	21
Composite	21

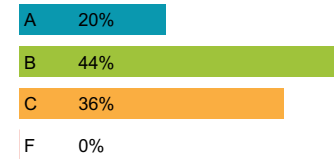
## MEAN SAT REASONING SCORES CLASS OF 2014

Critical Reading	530
Mathematics	531
Writing	522

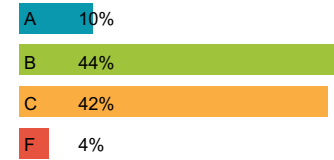
Grade	Corresponding Course Percentage	(AP) Advanced Placement (H) Honors	College Prep
A+	97-100%	5.0	4.0
A	93-96%	5.0	4.0
A-	90-92%	4.667	3.667
B+	87-89%	4.337	3.337
B	84-86%	4.0	3.0
B-	80-83%	3.667	2.667
C+	77-79%	3.337	2.337
C	74-76%	3.0	2.0
C-	70-73%	2.667	1.667
F	0-69%	0.0	0

## GRADE DISTRIBUTION 11TH GRADE 2013-2014

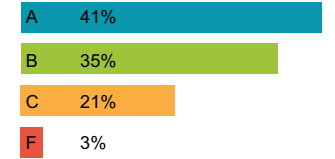
### AP ENGLISH LANGUAGE



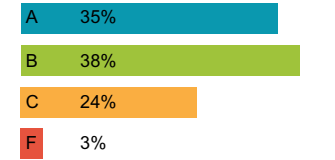
### AP U.S. HISTORY



### PRE-CALCULUS



### CHEMISTRY



## SUMMIT PREP COLLEGE ENROLLMENT

97% of Summit Prep graduates of the class of 2014 were accepted to 4-year colleges or universities. Below is a list of the colleges and universities where our most recent alumni (classes of 2011-2014) have enrolled:

### University of California

Berkeley  
Davis  
Irvine  
Los Angeles  
Merced  
San Diego  
Santa Barbara  
Santa Cruz

### University of Colorado at

Boulder  
University of Hawaii at Manoa  
University of Michigan  
University of New Mexico  
University of Washington  
University of Wisconsin, Madison

### Loyola Marymount

University  
Loyola University Chicago  
Marist College  
Middlebury College  
Mills College  
New York University  
Northeastern University  
Norwich University  
Notre Dame de Namur University

### California State University

California Maritime Academy  
Cal Poly, San Luis Obispo  
Cal Poly, Pomona  
CSU Bakersfield  
CSU Chico  
CSU Dominguez Hills  
CSU East Bay  
CSU Monterey Bay  
CSU Northridge  
CSU Sacramento  
CSU Stanislaus  
Humboldt State  
San Diego State  
San Francisco State  
San Jose State  
Sonoma State

### Private Colleges & Universities

American University  
Amherst College  
Azusa Pacific University  
Bard College  
Barnard College  
Baylor University  
Bennington College  
Berklee College of Music  
Biola University  
Boston College  
Brown University  
Carnegie Mellon University  
Chapman University  
Cogswell Polytechnical College  
Cornell University  
Davidson College  
Dominican University of California  
Duke University  
Evangel University  
George Fox University  
Goucher College  
Hampton University  
Harvey Mudd College  
Holy Names University  
Howard University  
Kenyon College  
Lewis & Clark College  
Oberlin College  
Occidental College  
Pace University, New York  
Pacific Northwest College of Art  
Pacific University  
Pine Manor College  
Pitzer College  
Pomona College  
Reed College  
Rochester Institute of Technology  
Saint Mary's College of California  
Santa Clara University  
Stanford University  
Suffolk University  
University of Pennsylvania  
University of Portland  
University of Puget Sound  
University of Redlands  
University of San Diego  
University of San Francisco  
University of Southern California  
University of the Pacific  
Whitman College  
Willamette University  
Worcester Polytechnic Institute

### Out of State Public Universities

Colorado State University  
Georgia Institute of Technology  
Miami University, Oxford  
Ohio State University  
Oregon State University  
United States Military Academy  
University of Arizona